

Level Sensors Conductive Types VN, VNY, VPC, VPP

CARLO GAVAZZI



- 1 to 4 electrodes
- Isolated or unisolated electrodes
- Cable or screw connection
- 1/2", 1" or 1 1/2" without pipe thread according to ISO 228/1-Gxxx"

Product Description

Level sensor for measuring the level of conductive liquids, i.e. max./min. control of charging or discharging. The function is determined by

the amplifier relay used. The sensors are delivered with standard length electrodes - these are cut off to suit the application.

Ordering Key

VPC 110

Type _____
 Housing material _____
 Number of electrodes _____
 Thread _____

Type Selection

Pipe thread	Electrode isolation	Housing Material	Ordering no. 1 electrode	Ordering no. 2 electrodes	Ordering no. 3 electrodes	Ordering no. 4 electrodes
1 1/2"	No	Nylon 6	VN 1	VN 2	VN 3	VN 4
1 1/2"	No	Nylon 6	VNY 1	VNY 2	VNY 3	VNY 4
1 1/2"	Polyethylene	Nylon 6	VNI 1	VNI 2	VNI 3	VNI 4
1 1/2"	Polyethylene	Nylon 6	VNYI 1	VNYI 2	VNYI 3	VNYI 4
1/2"	Polyethylene	PVC	VPC 105	VPC 205		
1"	Polyethylene	PVC	VPC 110	VPC 210	VPC 310	
1/2"	Polypropylene	Kynar (PVDF)	VPP 105	VPP 205		
1"	Polypropylene	Kynar (PVDF)	VPP 110	VPP 210	VPP 310	

Specifications

Electrodes	Environment
Material Stainless steel	Degree of protection IP 67
Standard length VN, VNY 100 cm VPC, VPP 50 cm	Operating temperature VN, VNY 0° to 90°C (32° to 194 °F) VPC 0° to 60°C (32° to 140 °F) VPP 0° to 100°C (32° to 212 °F)
Diameter VN, VNY Ø 5 mm VPC, VPP Ø 4 mm	Storage temperature VN, VNY -25° to 100°C (-13° to 212°F) VPC, VPP -20° to 110°C (-40° to 230°F)
Housing	Pressure VN, VNY, VPP 10 bar at 60°C VNY, VPC, VPP Screw terminals 2 bar at 60°C

Mode of Operation

The length of the electrodes determines the levels which will be detected and the amplifier chosen determines the function (see SV...,

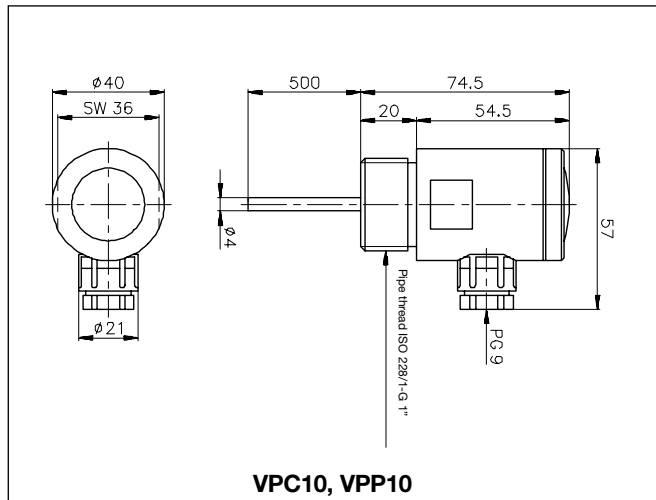
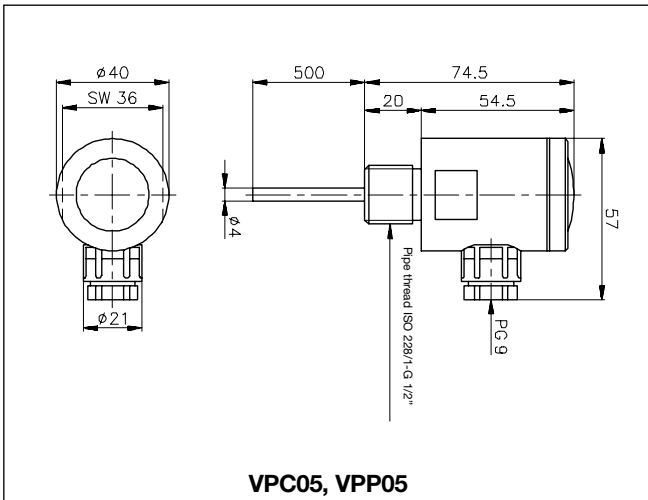
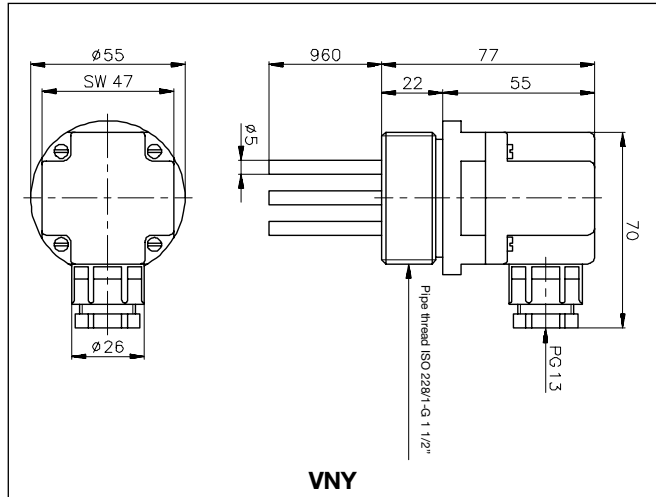
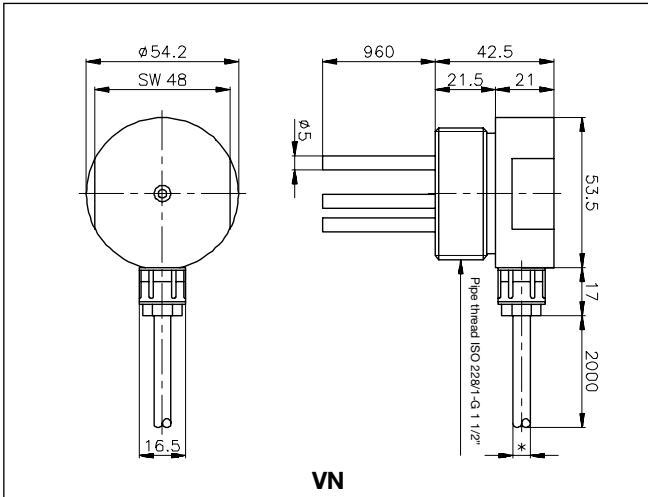
S195/196, S1961, ELA, ELC or ELD). If the container is made of a conductive material this can be used as common electrode.

Accessories

Extension joint for Ø5 mm electrodes (VN/VNI):

VD1

Dimensions



Wiring Diagrams

