

Panel Actuators and Indicators

Type PB22

I/O Push Buttons



- Ø 22mm (Ø0.87") Standard style
- Compact design
- ON/OFF function
- I red and O green
- Yellow Light made by LED
- Spring return
- cULus and CE
- IEC/EN 60947-5-1, UL 508, IEC 73, IEC/EN 60529




Product description

I/O push button switches are mechanical switches that are pushed down to open or to close the electric contacts. They are mostly used to start/stop electric circuits/devices

like lamps, motors, etc. They should be ordered in parts (operator + holder + contact block) and installed in an enclosure.

Ordering key

PB 22S IOL 0 RG



Approvals



Types

IO = IO Push Button (ON-OFF type)
IOL = IO Push Button (ON-OFF type) illuminated¹
¹ = Light function is obtained by the lamp element pg.19

Dimensions and style

22S = Ø22mm (Ø0.87") Standard style

Action

0 = Spring return

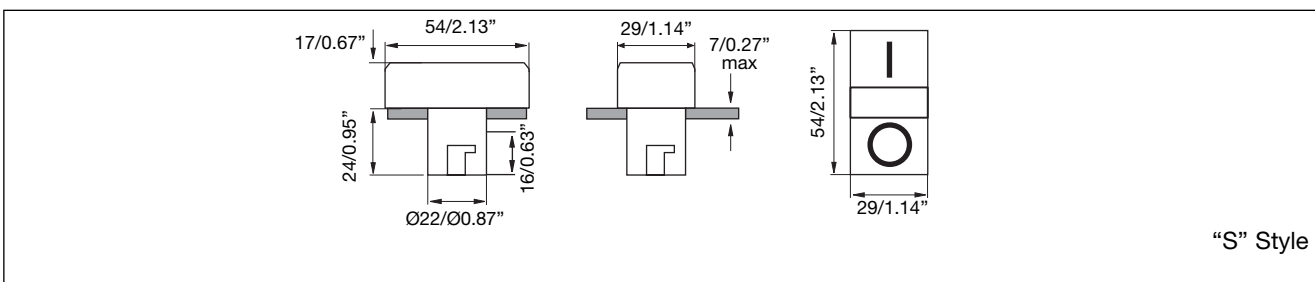
Colour

RG= Red and Green

General data

Peripheral of actuator	AL
Actuator	Pa
Mechanical life	≥3 x 10 ⁶ cycles
Operating temperature	-25 to +70°C (-13 to +158°F)
Storage temperature	-30 to +80°C (-22 to +176°F)
Degree of protection	IP 65

Dimensions - Push Buttons mm/inches



Holders



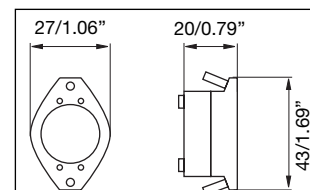
Holder type "M"

Code

PB MB M

Material

Zn + PBT



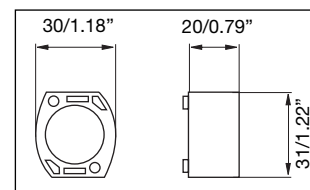
Holder type "P"

Code

PB MB P

Material

PBT



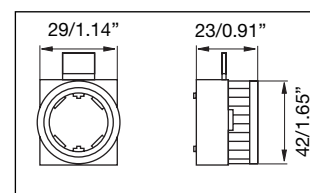
Holder type "N"

Code

PB MB N

Material

PC



Lamp Element



Ordering key

PALAMP R 220A

Type _____
 Colour _____
 Voltage _____

Approvals



Colours

R = Red
W = Clear/White
B = Blue

Y = Yellow
G = Green

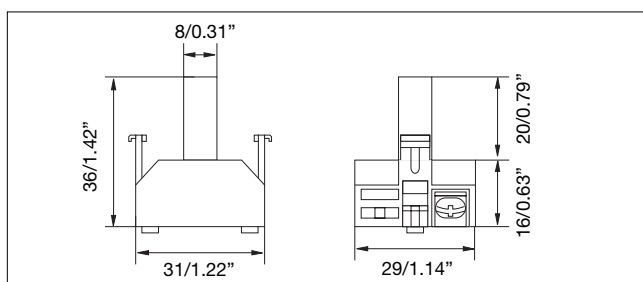
Voltage

06 = 6VAC/DC 110 = 110VAC/DC
 12 = 12VAC/DC 220D = 220VDC
 24 = 24VAC/DC 220A = 220VAC
 48 = 48VAC/DC 380A = 380VAC

Technical data

Rated imp. withstand voltage U_{imp}	2500VAC 50Hz 1min.
Rated insulation Voltage U_i	500VAC
Allowable voltage fluctuation	±20%
Continuous operating life	≥100.000h
Ultrahigh brightness	≥100cd/m ² (≥9.29ftc)
Applying frequency	50-60Hz
Current consumption (AC/DC)	≤18mA
Operating temperature	-25 to +70°C (-13 to +158°F)
Storage temperature	-30 to +80°C (-22 to +176°F)

Dimensions mm/inches



Panel Actuators and Indicators

Type PA2

Contact Block

CARLO GAVAZZI



- High switching power
- Double switch
- Industrial applications
- 10A switching capacity
- Up to 500VAC
- Modular mounting (up to 3 elements)
- Screw terminals
- High reliability
- cULus and CE
- IEC/EN 60947-5-1, IEC/EN 60947-5-5, UL 508

Product description

Switching element equipped with two independent elements. Available in different switching configurations. Pole and throw configurations can be single pole single throw (SPST) or double pole single throw (DPST). Elements can be snapped to each other on the bottom, up to 3.

Ordering key

PA 2 110 / 1

Type _____
 Number of contacts _____
 Contact code _____
 Options (1 = Snap action _____
 2 = Slow action with forced opening ⊕ NC contact)

Approvals



Terminals

Screw terminals
 Max. section single-core wire **2 x 2.5mm² (0.004sq.inch)**
 Max. section stranded wire **2 x 1.5mm² (0.002sq.inch)**
 Copper conductor wire **14 AWG**
 Terminal tightening torque **1.2Nm (10.6in.lb.)**

Technical data

Contact resistance	≤50mΩ
Travel	5.8 ± 0.2mm (2.28" ± 0.08")
Rated insulation Voltage U_i	660VAC/DC (acc. to IEC 60947-5-1) 600VAC/DC (acc. to UL508)
Rated imp. withstand voltage U_{imp}	2500VAC 50Hz 1min.
Minimum switching power	
Min Current	100mA
Min Voltage	24V
Switch housing	PC
Contact parts	Cu
Contact material	
Standard	Hard silver
Optional	Gold/silver
Optional for aggressive atmospheres	Silver/palladium
Operating temperature	-25 to +70°C (-13 to +158°F)
Storage temperature	-30 to +80°C (-22 to +176°F)

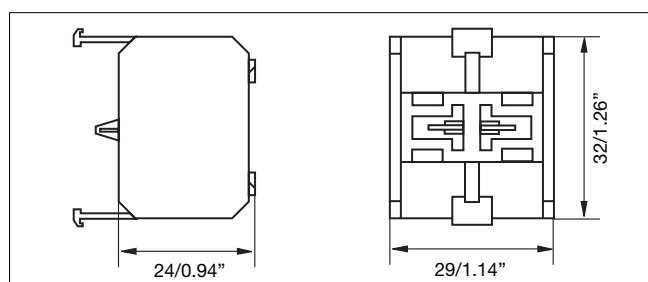
Contact code

Contact configuration	Contact code
2 NO contacts (DPST)	200
2 NC contacts (DPST)	020
1 NC contact (SPST)	010
1 NO contact (SPST)	100
1 NC + 1 NO contacts (DPST)	110

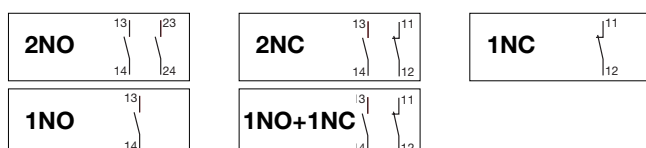
Contact characteristics

Contact Rating AC1	10A @ 250VAC		
Contact Rating	AC15	DC13	
(acc. to IEC 60947-5-1)			
@ 24V	10A	6A	
@ 110V	8A	1A	
@ 220V	6A	0.5A	
@ 380V	4A	-	
@ 500V	2.5A	-	
Thermal Contact Rating	10A (A600)	5A (B600)	
(acc. to UL 508)			
	2.5A (Q600/Q300)		
AC Contact Rating (acc. to UL 508)	A600	B600	
B600 (all snap codes)			
@ 120V	6A	3A	
@ 240V	3A	1.5A	
@ 480V	1.5A	0.75A	
@ 600V	1.2A	0.6A	
DC Contact Rating (acc. to UL 508)	Q600	Q300	
Q600 (all snap codes)			
@ 125V	0.55A	0.55A	
Q600 (100, 200 slow codes)			
@ 250V	0.27A	0.27A	
Q300 (010, 020, 110 slow codes)			
@ 480V	0.10A	-	
@ 600V	0.10A	-	

Dimensions mm/inches

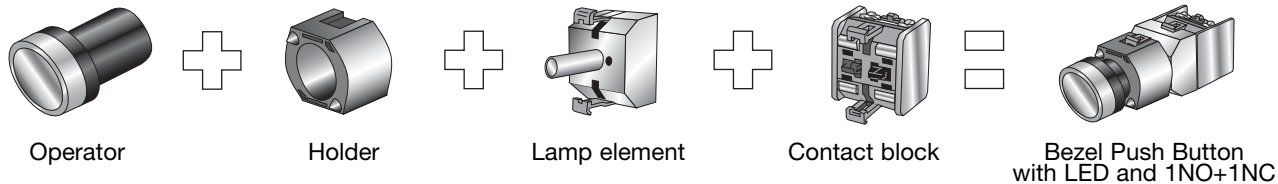


Wiring diagram

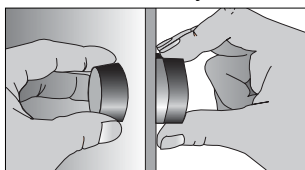


Assembling and Mounting

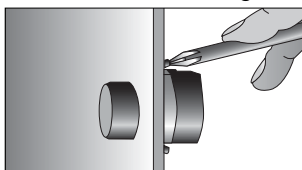
It come easy to get a complete product. Just to choose the operator, the holder, the lamp element if illuminated function is required and the contact block (up to 3).



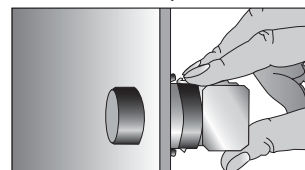
To install it, the only tool needed is a screwdriver. The same used to wiring the contact block can be used to fix the push-button.



The operator will be inserted into the panel.



The holder will be secured at the back by two screws or nut.



The contact block is snapped on.

Accessories for Panel Actuators



Terminal shield

Installed behind the wiring screws of the contact block to avoid electric shock. PC

PA 2 SHIELD



Mounting ring Ø22mm (0.87")

Installed on plastic panel to strengthen mounting. FE

PA MR 22



Mounting ring Ø25mm (0.98")

When the mounting hole is Ø25mm (0.98"), it should be add to the panel. FE

PA MR 25



Panel hole cap Ø22mm (0.87")

For blocking up prepared or useless holes on the panels. ABS

PA PHC 22